













PMEX UPDATE

| | | | |
|--|--|---|--|
| <p>BUY</p>  <p>CRUDE10-JU26 93.58 0.67% Expiry 27/May/26 Remaining 34 Days</p> <p>Entry 91.83 - 92.43 Stoploss 91.17 Take Profit 93.93 - 94.95</p> | <p>BUY</p>  <p>NGAS1K-MY26 2.7230 0.04% Expiry 27/Apr/26 Remaining 4 Days</p> <p>Entry 2.73 - 2.74 Stoploss 2.68 Take Profit 2.75 - 2.77</p> | <p>SELL</p>  <p>GO10Z-JU26 4,723.51 -0.62% Expiry 27/May/26 Remaining 34 Days</p> <p>Entry 4742 - 4732 Stoploss 4764.52 Take Profit 4714 - 4700</p> | <p>N/A</p>  <p>SL10-MA26 75.32 Expiry Remaining</p> <p>Entry --- Stoploss #VALUE! Take Profit ---</p> |
| <p>SELL</p>  <p>PLATINUM5-JY26 2,030.85 -2.74% Expiry 26/Jun/26 Remaining 64 Days</p> <p>Entry 2048 - 2040 Stoploss 2074.57 Take Profit 2026 - 2016</p> | <p>SELL</p>  <p>COPPER-MY26 6.0453 -1.36% Expiry 28/Apr/26 Remaining 5 Days</p> <p>Entry 6.05 - 6.04 Stoploss 6.09 Take Profit 6.03 - 6.01</p> | <p>SELL</p>  <p>ICOTTON-JY26 78.33 -0.39% Expiry 22/Jun/26 Remaining 60 Days</p> <p>Entry 78.93 - 78.68 Stoploss 79.07 Take Profit 78.26 - 78</p> | <p>BUY</p>  <p>DJ-JU26 49,323 -0.69% Expiry 17/Jun/26 Remaining 55 Days</p> <p>Entry 49500 - 49543 Stoploss 49195.23 Take Profit 49662 - 49777</p> |
| <p>BUY</p>  <p>SP500-JU26 7,139 -0.45% Expiry 17/Jun/26 Remaining 55 Days</p> <p>Entry 7166 - 7172 Stoploss 7115.81 Take Profit 7198 - 7207</p> | <p>BUY</p>  <p>NSDQ100-JU26 26,965 -0.44% Expiry 17/Jun/26 Remaining 55 Days</p> <p>Entry 26847 - 26872 Stoploss 26600.85 Take Profit 26933 - 27012</p> | <p>BUY</p>  <p>GOLDUSDJPY-MY26 159.59 0.06% Expiry 28/Apr/26 Remaining 5 Days</p> <p>Entry 159.78 - 159.88 Stoploss 159.46 Take Profit 160.15 - 160.23</p> | <p>SELL</p>  <p>GOLDEURUSD-MY26 1.1690 -0.14% Expiry 28/Apr/26 Remaining 5 Days</p> <p>Entry 1.1696 - 1.1689 Stoploss 1.171 Take Profit 1.1672 - 1.1664</p> |

Major Headlines

Oil prices rise after reports container ships in Hormuz hit by gunfire

Oil prices rose on Wednesday, erasing earlier losses after reports of gunfire attacks on at least three container ships in the Strait of Hormuz and a lack of progress in peace talks between the U.S. and Iran. Brent crude futures were up 73 cents, or 0.7%, at \$99.21 a barrel at 1049 GMT. West Texas Intermediate futures were up 59 cents, or 0.7%, to \$90.26. Both benchmarks climbed about 3% on Tuesday. [see more...](#)

Gold prices bounce, dollar softens, after U.S.-Iran ceasefire extension

Gold prices ticked higher on Wednesday, underpinned by a weaker dollar, as President Donald Trump's announcement of an extended ceasefire agreement with Iran supported guarded hopes for a prolonged detente in the Middle East. By 06:07 ET (10:07 GMT), spot gold had climbed by 0.7% to \$4,750.76 an ounce, while gold futures gained 1.1% to \$4,769.41 an ounce. The yellow metal was nursing losses from the prior session after Federal Reserve Chair nominee Kevin Warsh [see more...](#)

US stock futures climb as AI optimism tempers Middle East concerns

U.S. stock index futures rose on Tuesday as renewed artificial intelligence optimism bolstered markets battered by repeated back-and-forth linked to headlines about the Middle East conflict. J.P. Morgan raised its year-end target for the S&P 500, citing AI and tech-driven earnings, while Amazon said on Monday it will invest up to \$25 billion in Anthropic [see more...](#)

USD/JPY gains to near 159.00 after natural calamities in Japan

The Japanese Yen was already underperforming earlier in the day amid growing doubts over the Bank of Japan (BoJ) raising interest rates in its monetary policy meeting on April 28. Investors expect the BoJ to avoid any monetary policy adjustment as a negative energy shock has raised concerns over Japan's economic outlook. Meanwhile, the US Dollar (USD) trades firmly as its safe-haven demand has improved amid Iran's refusal to conduct another round of negotiation talks [see more...](#)

EUR/USD Price Forecast: 61.8% Fibo retracement at 1.1825 remains key barrier

The EUR/USD pair trades flat at around 1.1745 during the European trading session on Wednesday. The major currency pair consolidates while the US Dollar (USD) edges lower amid hopes of a prolonged standoff between the United States (US) and Iran. During the press time, the US Dollar Index (DXY), which tracks the Greenback's value against six major currencies, is marginally down to near 98.30. [see more...](#)

Dollar weakens as ceasefire extension hits safe-haven appeal

The dollar spiked in March, as investors flocked to the currency in the belief that strong U.S. energy exports will help insulate the American economy from an energy shock caused by oil supply disruptions in the Strait of Hormuz. But the currency is now back to around pre-war levels, as analysts begin to suggest that the peak of the geopolitical turmoil caused by the Iran war may have passed. Iran's foreign ministry spokesperson has acknowledged an extension to a ceasefire with the U.S. in comments carried by Iranian state. [see more...](#)

Economic Calendar

| Event | Date | Time | Currency | Importance | Actual | Forecast | Previous |
|------------------------------------|-----------|---------|----------|-----------------|--------|----------|----------|
| Initial Jobless Claims | 23/4/2026 | 5:30 PM | USD | High volatility | | 211K | 207K |
| S&P Global Services PMI (Apr) | 23/4/2026 | 6:45 PM | USD | High volatility | | 50.5 | 49.8 |
| S&P Global Manufacturing PMI (Apr) | 23/4/2026 | 6:45 PM | USD | High volatility | | 52.5 | 52.3 |

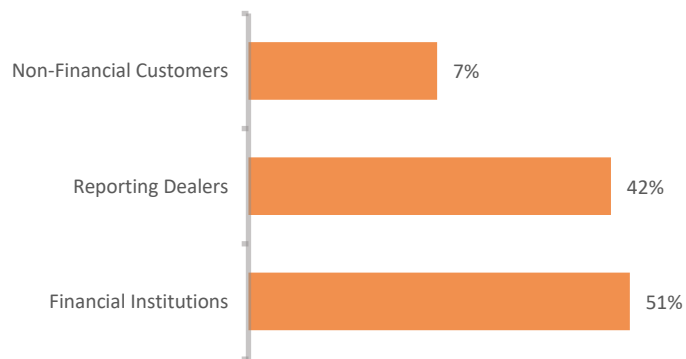
FOREX MARKETS' STATISTICS

Forex Market Hours

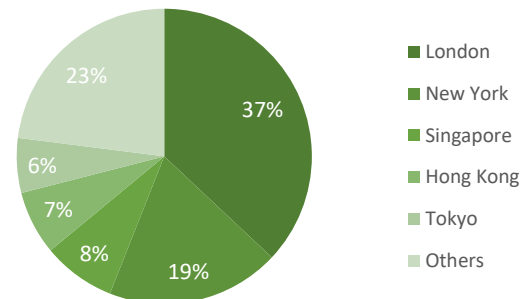


Note: This chart shows the normal forex trading times of all the major forex trading centers across the globe in Pakistan Standard Time.

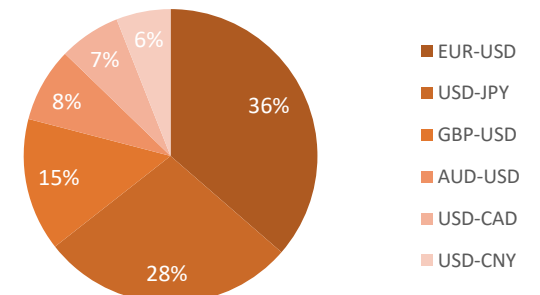
Forex Turnover by Counterparty



Markets' Share in Total Forex Turnover



Most Traded Currency Pairs



Sources: ACPL Research, Forexmarkethours, Dailyfx, Ig

DISCLAIMER

This report has been prepared by Abbasi and Company (Private) Limited and is provided for information purposes only. Abbasi and Company (Private) Limited (ACPL) is engaged in brokerage business of commodities futures in Pakistan and to provide the trading/ execution facility on Pakistan Mercantile Exchange (PMEX). There is risk of loss in trading in derivatives (futures). The author, directors and other employees of Abbasi and Company (Private) Limited and its affiliates cannot be held responsible for any loss in trading. Futures; futures on margin carries a high level of risk and may not be suitable for all investors. The high degree of leverage can work against the investor/ traders. Before deciding to invest in Commodity derivatives, you should carefully consider your investment objectives, level of experience, and risk appetite. The possibility exists that you could sustain a loss of some or all of your initial investment and therefore you should not invest money that you cannot afford to lose. You should be aware of all the risks associated with futures trading in commodities and other financial products. We take no responsibility for any loss made in investment on any instruments through us. In any event Abbasi and Company (Private) Limited, its affiliates, agents will not be liable to anyone for any decision made or action taken for investment/trading. Abbasi and Company (Private) Limited, its affiliates, directors and employees cannot be held responsible for any loss in trading due to any problem in connectivity; failure of system; technical problem in the software or any other reason whatever.

All the reports/ recommendations/ trading calls/ opinions are advisory in nature and contains the opinions of the author, which are not to be construed as investment advices. The author, directors and other employees of Abbasi and Company (Private) Limited and its affiliates cannot be held responsible for the accuracy of the information presented herein or for the results of the positions taken based on the opinions expressed in the reports/ views from Abbasi and Company (Private) Limited. All the views/ recommendations/ trading calls and opinions are based on the information, which are believed to be accurate and no assurance can be given for the accuracy of these information.

Derivatives trading involve substantial risk. The valuation of the underlying may fluctuate, and as a result, clients may lose their entire original investment. In no event should the content of this research report be construed as an express or an implied promise, guarantee or implication by, or from, Abbasi and Company (Private) Limited that you will profit or that losses can, or will be, limited in any manner whatsoever. Past results are no indication of future performance. The information provided in this report is intended solely for informative purposes and is obtained from sources believed to be reliable. Information is in no way guaranteed. No guarantee of any kind is implied or possible where projections of future conditions are attempted. Investments in securities market are subject to market risks, read all the related documents carefully before investing.

All rights reserved by Abbasi and Company (Private) Limited. This report or any portion hereof may not be reproduced, distributed, or published by any person for any purpose whatsoever. Nor can it be sent to a third party without prior consent of Abbasi and Company (Private) Limited. Action could be taken for unauthorized reproduction, distribution, or publication.

The research analyst, primarily involved in the preparation of this report, certifies that (1) the views expressed in this report accurately reflect his/her personal views about the subject commodity/index /currency pair and (2) no part of his/her compensation was, is or will be directly or indirectly related to the specific recommendations or views expressed in this report.

DISCLOSURE

Following exchange rates are used to convert investment and profit values:

- USD/PKR: 280.10
- JPY/PKR: 1.97

To arrive at our Target Price, Abbasi & Company (Private) Limited uses following methods:

- Technical Analysis
- Fundamental Analysis

Furthermore, profit and returns are inclusive of all expenses including PMEX Fee, ACPL Fee & Sales Tax

RESEARCH DISSEMINATION POLICY

Abbasi & Company (Private) Limited endeavors to make all reasonable efforts to disseminate research to all eligible clients in a timely manner through either physical or electronic distribution such as email, fax mail etc. Nevertheless, all clients may not receive the material at the same time.

PREPARED BY

Muhammad Rashid Nawaz
Phone: (+92) 42 38302028
Ext: 118
Email: umairjaved@abbasiandcompany.com

RESEARCH DEPARTMENT

6 - Shadman, Lahore
Phone: (+92) 42 38302028; Ext: 116, 117
Email: research@abbasiandcompany.com
web: www.abbasiandcompany.com

HEAD OFFICE

6 - Shadman, Lahore
Phone: (+92) 42 38302028
Email: support@abbasiandcompany.com
web: www.abbasiandcompany.com